

# PRODUCT SPECIFICATION

*Part Number*  
**PDM57116x-W01**

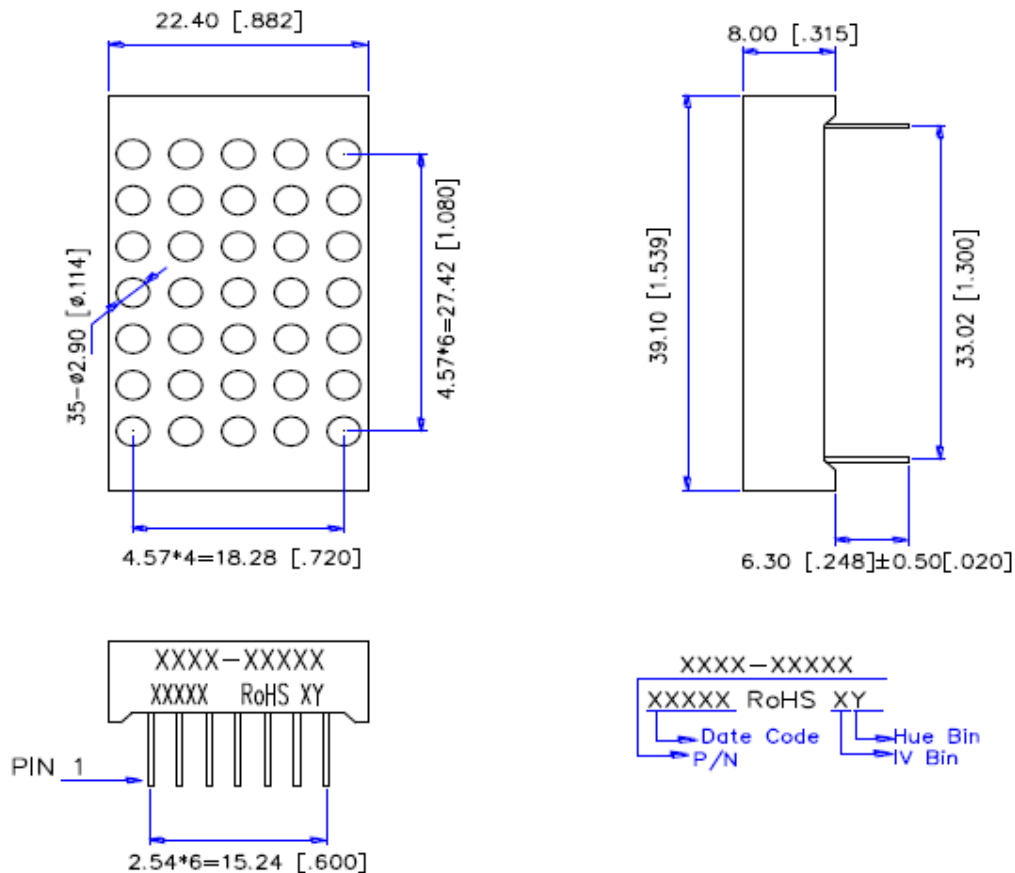
## Details

- 1.16" (30.32mm) Dot Matrix Display
- 5x7 Array
- Available in Common Anode or Cathode
- Emitting Color: White

## Features

- Low power consumption
- RoHS Compliant
- Gray or Black Face, White Segment
- Easy mounting on PCB or socket

## Mechanical Dimensions



### Notes:

1. Dimensions in millimeters [inch], and tolerance is  $\pm 0.25$  [0.010] and angle is  $\pm 1^\circ$  unless otherwise noted.
2. Bending  $\leq$  Length\*1%
3. All pins are  $\phi 0.50$  [0.020]  $\pm$  0.1 [0.004]
4. Specifications subject to change without notice.





**Device Selection Guide**

Model Number	Chip		Description
	Material	Emitting Color	
PDM57116C-W01	InGaN	White	Common Cathode
PDM57116A-W01			Common Anode

**Absolute Maximum Ratings at Ta=25°C**

Parameter	Symbol	Rating	Unit
Power Dissipation per Dice	P <sub>AD</sub>	114	mW
Derating Liner from 25°C per Dice	--	0.4	mA/°C
Continuous Forward Current Per Dice	IAF	30	mA
Peak Current Per Dice (duty cycle 1/10, 1KHz)	IPF	100	mA
Reverse Voltage Per Dice	VR	5	V
Electrostatic Discharge (HBM)	ESD	1500	V
Operating Temperature	Topr		°C
Storage Temperature	Tstg		°C

**Typical Electrical and Optical Characteristics at Ta=25°C**

Parameter	Symbol	Chip	Min.	Typ.	Max.	Unit	Condition
Forward Voltage Per Segment	VF	W01	--	3.2	3.8	V	IF=20mA
Luminous Intensity Per Segment	Iv	W01	--	30	--	mcd	IF=10mA
Chromaticity Coordinates (Tolerance: ±0.01)	X/Y	W01	--	0.27/.025	--	nm	IF=10mA
Reverse Current	IR		--	--	50	μA	VR=5V
Luminous Intensity Matching Ratio	Iv-m		--	--	2:1	--	IF=10mA

### Typical Electrical/Optical Characteristic Curves

( $T_a = 25^\circ\text{C}$  Unless Otherwise Noted)

Fig 1. Forward Current Vs. Ambient Temperature

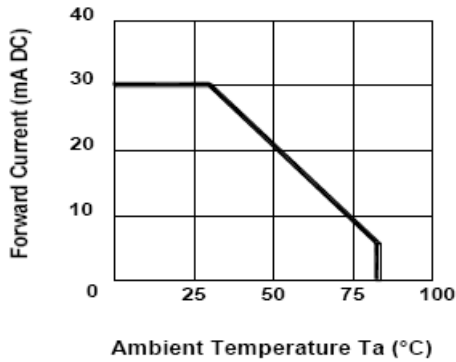


Fig 2. Forward Current Vs. Forward Voltage

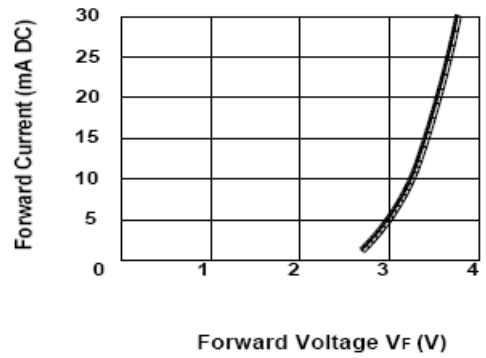


Fig 3. Relative Intensity Vs. Forward Current

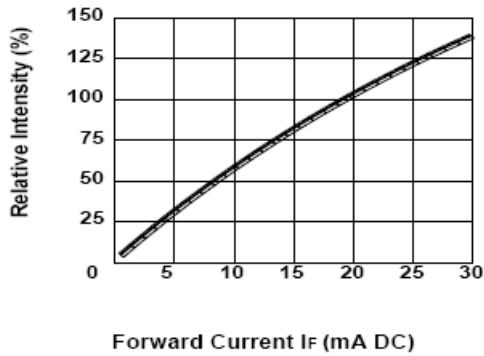


Fig 4. Peak Forward Voltage Vs. Forward Current (100us test pulse, 1% duty cycle)

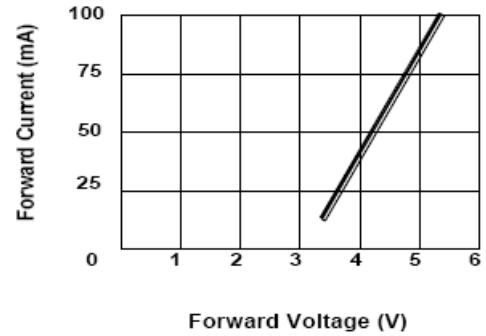
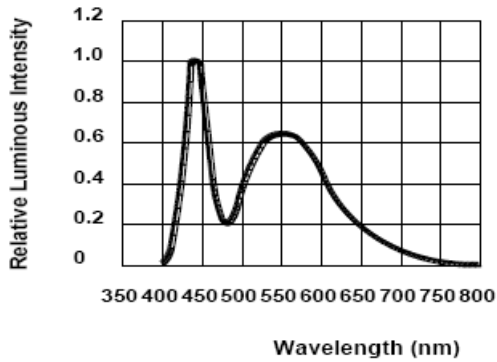


Fig 5. Relative Intensity Vs. Wavelength





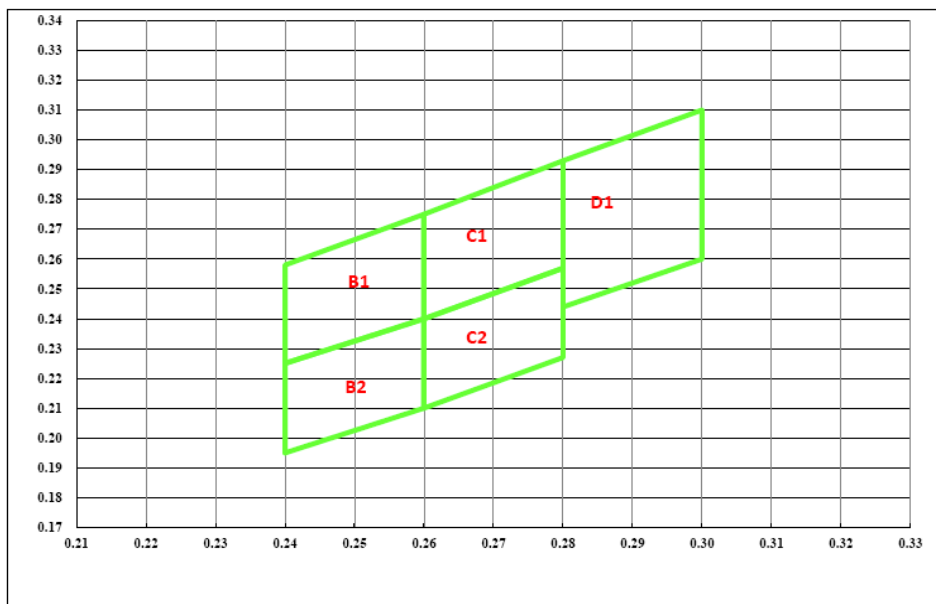
**Luminous General Iy Bin Grade (IF = 10mA)**

A	B	C	D	E	F	G	H	J	K	L	M
0.627	0.816	1.062	1.382	1.797	2.337	3.039	3.952	5.138	6.681	8.686	11.293
I	I	I	I	I	I	I	I	I	I	I	I
0.815	1.061	1.381	1.796	2.336	3.038	3.951	5.137	6.680	8.685	11.292	14.681
N	P	Q	R	S	T	U	V	W	X	Y	1
14.682	19.088	24.815	32.261	41.940	54.523	70.881	92.146	119.791	155.730	202.450	263.185
I	I	I	I	I	I	I	I	I	I	I	I
19.087	24.814	32.260	41.939	54.522	70.880	92.145	119.790	155.729	202.449	263.184	342.141
2	3	4	5	6	7	8	9				
342.142	444.786	578.222	751.690	977.198	1270.359	1651.467	2146.908				
I	I	I	I	I	I	I	I				
444.785	578.221	751.689	977.197	1270.358	1651.466	2146.907	2790.981				

Remark: Unit=mcd

\*Tolerance: ±20%

**Color Rank Limits (IF=10mA)**



B1				
X	0.240	0.240	0.260	0.260
Y	0.225	0.258	0.275	0.240

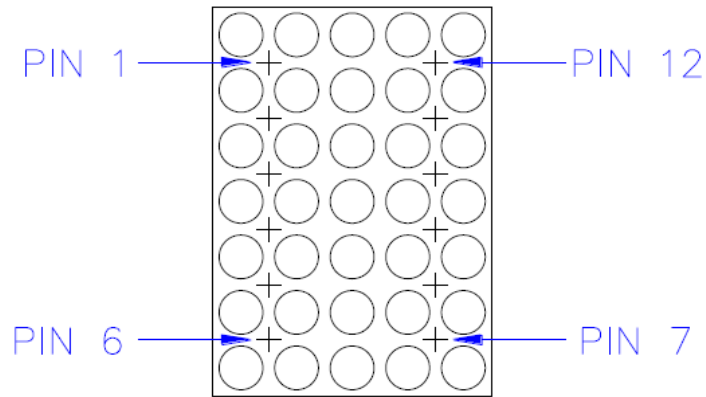
B2				
X	0.240	0.240	0.260	0.260
Y	0.195	0.225	0.240	0.210

C1				
X	0.260	0.260	0.280	0.280
Y	0.240	0.275	0.293	0.257

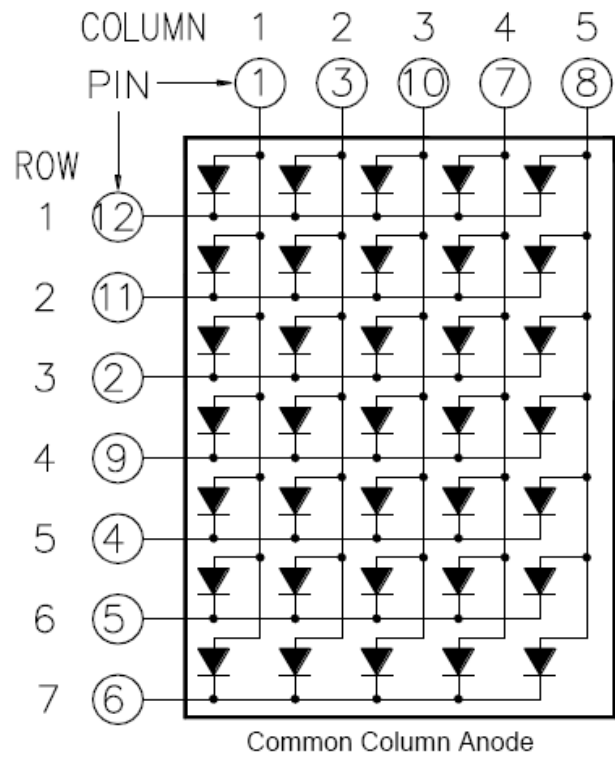
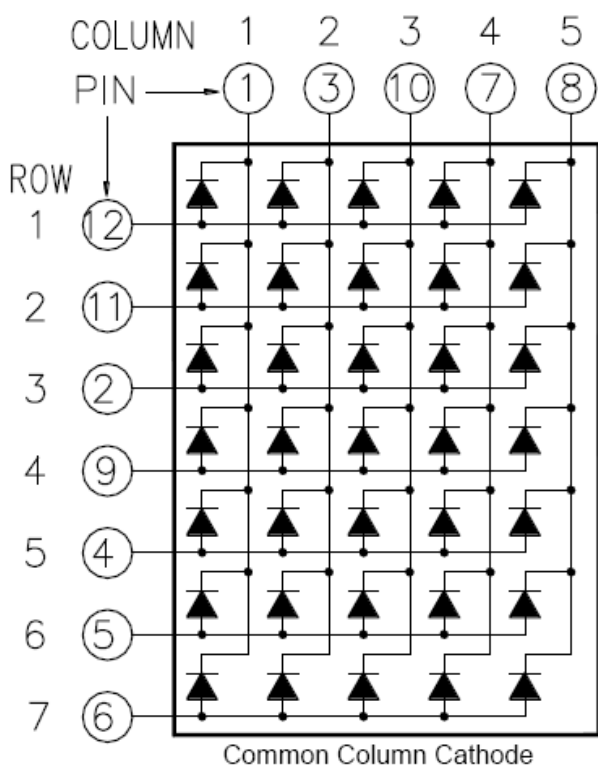
C2				
X	0.260	0.260	0.280	0.280
Y	0.210	0.240	0.257	0.227

D1				
X	0.280	0.280	0.300	0.300
Y	0.244	0.293	0.310	0.260

**All Light-On Segments Feature & Pad Position**



**Internal Circuit Diagram**

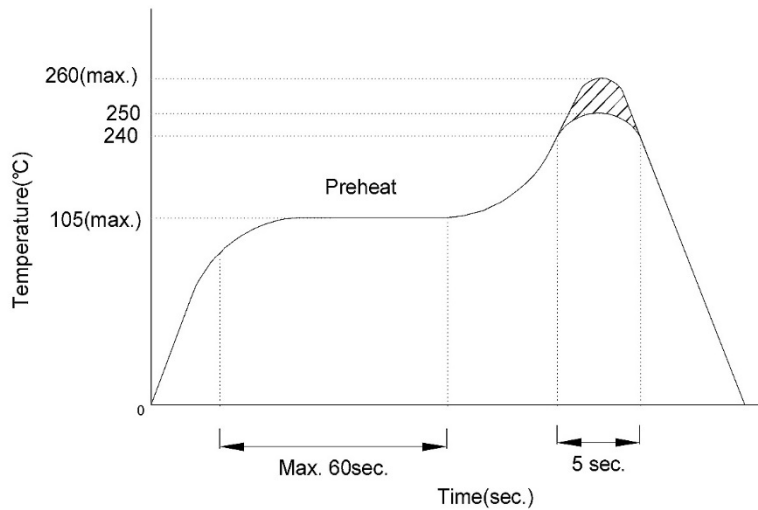


### *Precautions for Use*

#### 1. Recommended soldering conditions

##### 1.1. Wave soldering

Basic SPEC is  $\leq 5$ sec. When  $260^{\circ}\text{C}$ . If temperature is higher, time should be shorter ( $+10^{\circ}\text{C} \rightarrow -1$ sec.).



##### 1.2. Soldering Iron:

Power dissipation of iron should be smaller than 15W and temp should be controllable. Soldering temperature should be under  $260^{\circ}\text{C}$ , time  $\leq 3$ sec.



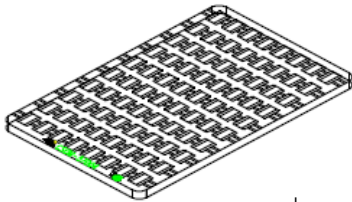
--	--	--	--

<b>Customer Approval</b>	<b>Approved By</b>	<b>Checked By</b>	<b>Prepared By</b>
--------------------------	--------------------	-------------------	--------------------

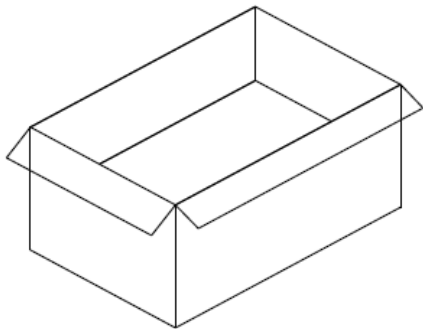
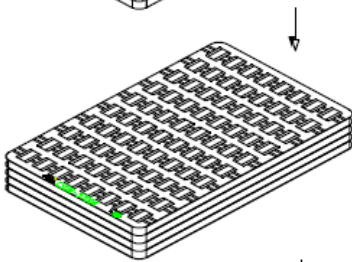
--	--	--	--

**Signatures**

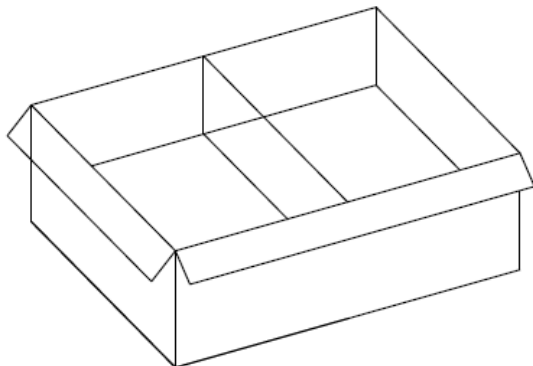
***Packing Dimensions***



1 Tray From Box = 80 PCS  
 Tray Size:  
 L300 x W190 x H17mm



14 Trays Per Inner Box  
 Q'TY: 1120 PCS.  
 Box Size:  
 L300 x W205 x H240mm



2 Inner Boxes Per Carton.  
 Total Q'TY: 2240 Pcs  
 Carton Size:  
 L431 x W320 x H252mm

Note: 1. Specifications subject to change without notice